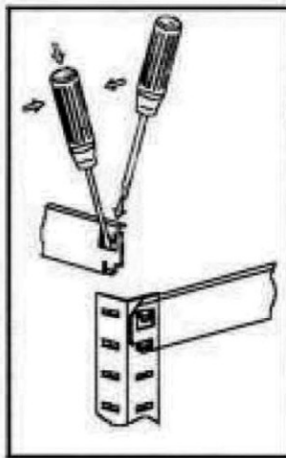

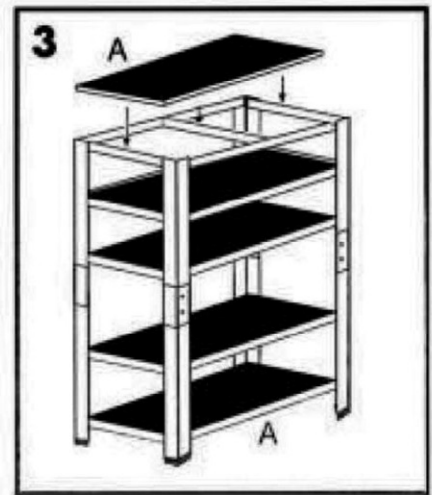
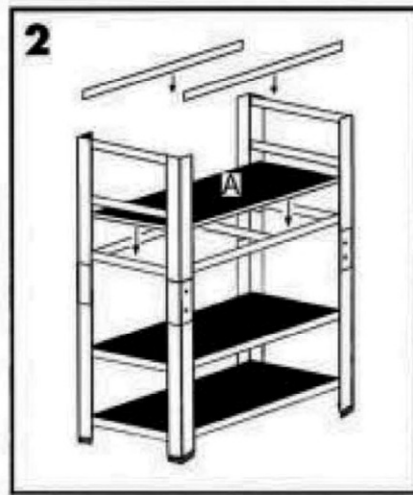
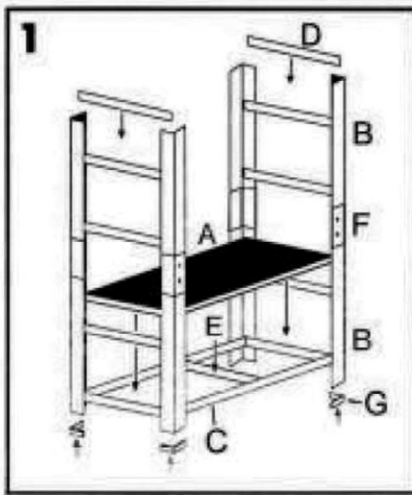


DANCOVER[®]

.com

Manual
for
Storage Rack w/5 Shelves
0,9x0,4x1,8m

User manual - Heavy duty shelf 175 kg



A		5x	F		4x
B		8x	G		8x
C		10x	H		Tool is not included
D		10x	I		Tool is not included
E		5x			

If the connector tabs of the shelf cross pieces should bend on assembly, they can be bent back into their original position with the aid of a flat head screwdriver.

The shelf unit must not be selectively subjected to the specified load capacity of 175 kg per shelf. The load on the shelves must be evenly distributed so that no harm can come to the wooden boards. The unit is not suitable for rooms with elevated humidity, as this could cause damage to the wooden boards.

Warning! Always wear gloves when assembling the unit to prevent injury. Never exceed the maximum shelf load or the maximum load for the complete unit array (see details on the packaging or on the unit itself).



Warning! For your safety, the shelf unit must always be assembled with suitable wall mounting.

1. Please read the advice and safety instructions carefully before assembling.
2. Remove all packaging materials. Check that all the components are supplied in full (see list of components).
3. **Warning:** Before assembling, examine the product for transport damage. No liability is accepted for damage to a product that has already been assembled!
4. To prevent scratching, please assemble this product on a clean and smooth surface (e.g. a carpet).
5. Please use a rubber hammer to avoid damaging the finish.
6. Only erect the unit on horizontal, smooth floors, or else stability and maximum load-bearing capacity may not be guaranteed.
7. Disclaimer: Liability – including for consequential damage – will cease to apply if any defect has been caused by incorrect or improper assembly.
8. Please only use wall plugs and retaining screws that are suitable for your type of wall and the weight of the unit! (Wall plugs or screws and tools for wall mounting are not supplied with the product.)

Warning: When assembling, do NOT drill into water or electrical conduits!

Contact information

Head office:

Dancover A/S
Nordre Strandvej 119 G
3150 Hellebæk
Denmark

For more information
please visit:
www.dancovershop.com

National contact

Denmark: 70 26 76 20
denmark@dancover.com

UK: 020 8099 7570
uk@dancover.com

Germany: 041 0266 7040
germany@dancover.com

France: 0975 181 800
france@dancover.com

Sweden: 040 233 262
sverige@dancover.com

Finland: 0 931 581 720
suomi@dancover.com

Poland: 22 300 8602
polska@dancover.com

Luxembourg: +49 041 0266 7040
luxembourg@dancover.com

Portugal: 308 800 899
portugal@dancover.com

Spain: 911 436 828
espana@dancover.com

Italy: 02 479 21 198
italia@dancover.com

Switzerland: 0840 000125
schweiz@dancover.com

Austria: 0662 626935
austria@dancover.com

Norway: 231 00 690
norge@dancover.com

Nederland: 0 858 880 524
nederland@dancover.com

Ireland: 0 151 33 003
ireland@dancover.com

Belgium: 0 28 08 08 09
belgique@dancover.com